

E se imparassimo tutti a descrivere le persone? Occhio a questi dati!

La forma del viso

1 Completa i disegni con la definizione della forma del viso che ti sembra più adatta. Poi colora.


rotonda

ovale


triangolare

quadrata


○ Questo viso ha forma.....



○
.....
.....



○
.....
.....




○
.....
.....



La forma del naso


2 Dalla tavola n° 1 ritaglia le illustrazioni e incollale vicino alle relative definizioni.



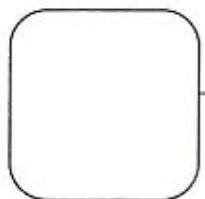
→ regolare



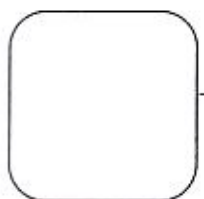
→ lungo




→ a patatina



→ aquilino



→ storto



→ grosso